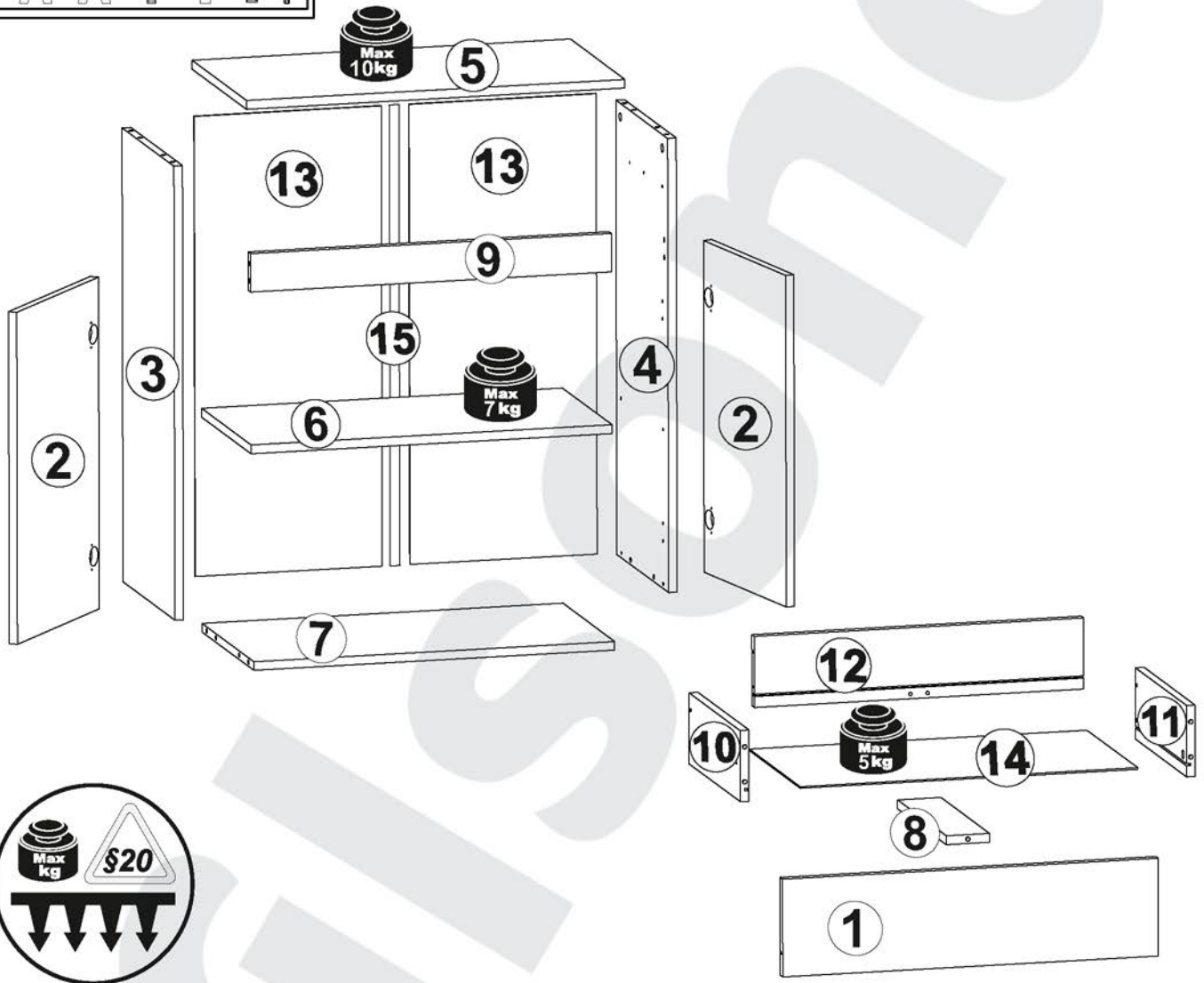
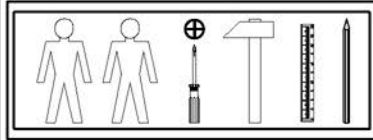
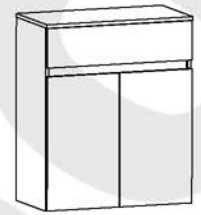


A	B	C	D	A	B	C	D		
1	AB1 - 006	695	178	1/1	9	AB1 - 406	667	70	1/1
2	AB1 - 007	605	346	1/1	10	AB1 - 551	350	130	1/1
3	AB1 - 108	828	355	1/1	11	AB1 - 552	350	130	1/1
4	AB1 - 109	828	355	1/1	12	AB1 - 554	609	130	1/1
5	AB1 - 202	700	374	1/1	13	AB1 - 905	839	346	1/1
6	AB1 - 310	667	340	1/1	14	AB1 - 906	624	349	1/1
7	AB1 - 311	667	355	1/1	15	LH - 810	810	14	1/1
8	AB1 - 405	333	80	1/1					



13x φ15x12mm #16 r1	13x 20/9 r16	6x ø20 s100	12x φ8x30 mm f1	30x l1	8x φ3,5x15 mm p51	6x φ3,5x12 mm p140
6x φ5x50 mm e32	6x φ6x13 mm e3	4x k0 a44	4x D5 b19	4x φ5x17 mm d1	1x φ3,5x16 mm p38	1x n26/1
2x 360 w207/1	2x 360 w207/2	4x 60x60/25 mm k55	8x φ4x35 mm p6			

